

# me - check®



DRY EYE AND MEIBOMIAN GLANDS SCREENING



CE MED

FDA

TGA  
Health Safety  
Regulation

me-check®

chosen by

HORIZON 2020



eye - light® line



# me - check®



DRY EYE AND MEIBOMIAN GLANDS SCREENING



## 2 INDICATIONS: A UNIQUE DEVICE

- Meibomian Glands Dysfunction Level  
Meiboscale Dr. Pult
- Dry Eye Severity Level  
OSDI-6 Pult/Wolffsohn

- ✓ HD Imaging
- ✓ Objective And Fully Automated Screening
- ✓ Short Exam Time: 3 Minutes
- ✓ Easy To Use
- ✓ No specific skills required
- ✓ Non contact examination
- ✓ Immediate results



# me - check®



DRY EYE AND MEIBOMIAN GLANDS SCREENING



## 4 CONFIGURATIONS

- ON SLIT LAMP
- HAND HELD
- ON WHEELS STATION
- ON TABLE STATION

- ✓ It doesn't require external power: batteries charge overnight
- ✓ Cloud based App and patient database
- ✓ Software upgrades: the device is always updated
- ✓ No disposables



# In co-operation with:



**Dr. Heiko Pult**

## **Qualifications**

- Optometrist at College of Optometry Munich, Germany
- MSc (Optometry) at PCO Salus University, Philadelphia, USA
- PhD (Vision Sciences) at School of Optometry and Vision Sciences, Cardiff University, Cardiff, UK, graduated in 2008
- Hon. - Vis. Prof. at Cardiff University, Cardiff, UK
- Academic Fellow at Aston University

## **Founder Member**

- Fellowship and founding member, European Academy of Optometry and Optics (EAOO)

## **Membership**

- Fellowship, American Academy of Optometry (AAO)
- Fellowship, British Contact Lens Association (BCLA)
- Association of Research in Vision and Ophthalmology (ARVO)
- The International Society for Contact Lens Research (ISCLR)
- Tear Film and Ocular Surface Society (TFOS)
- Vereinigung deutscher Conatctlinsen Spezialisten und Optometristen (VDCO)



**Prof. James Wolffsohn**

## **Qualifications**

- Honours degree in Optometry (first class), University of Manchester Institute of Science and Technology (UMIST)
- PhD (Cardiff University)
- Diplomate of American Academy of Optometry
- University of Houston: Adjunct Professor
- Aston University: Senior Lecturer

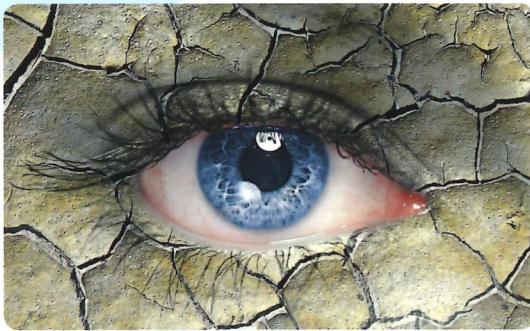
## **Membership**

- Fellowship, American Academy of Optometry
- Fellowship, Higher Education Academy
- Fellowship, International Association of Contact Lens Educators
- Fellowship, British Contact Lens Association
- Fellowship of Society of Biology

# me - check®



DRY EYE AND MEIBOMIAN GLANDS SCREENING




DRY EYE: YES

MGD PROBLEMS  
Meiboscale Dr. Pult

me - check®


Acquired Image RIGHT EYE



MEIBOSCALE  
DR. HEIKO PULT

Screening  
Meibomian  
Glands

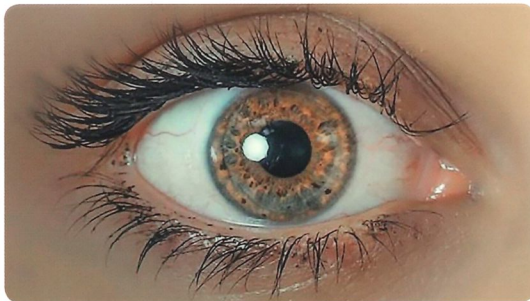
Area of Loss based on Dr Pult Meiboscale



Degree 1  
<25%

Meibomian Glands screening is an important but not exhaustive analysis for dry eye evaluation.  
Proceed with next screening for a more complete evaluation.

IN 3 MINUTES




DRY EYE: NO

DRY EYE PROBLEMS  
OSDI-6 Pult-Wolffsohn

me - check®

Screening Dry Eye  
OSDI 6 - PULT / WOLFFSOHN

The questionnaire shows Dry Eye severity level 4



Severity Level	Discomfort, severity and frequency
Level 0	No problem
Level 1	Reduced
Level 2	Medium
Level 3	Medium - High
Level 4	High

Severity Level	Discomfort, severity and frequency
Level 0	No discomfort
Level 1	Sporadic under stress
Level 2	Sporadic or chronic, with or without stress
Level 3	Severe, frequent without stress
Level 4	Severe and debilitating



# eye - light<sup>®</sup> line

THE SOLUTION FOR DRY EYE DISEASE...AND MORE

## eye - light<sup>®</sup>



LIGHT MODULATION<sup>®</sup> / LLLT  
AND  
OPE<sup>®</sup> / IPL  
THE OPTIMAL TREATMENT OF MGD

## my mask<sup>®</sup>



MGD  
HOME SUPPORTIVE  
TREATMENT