

CONSTRUCCIÓN INSTRUMENTOS OFTALMOLOGICOS

SPECULAR MICROSCOPE

MICROSCOPIO ESPECULAR
AUTOMATICO
NO CONTACTO

PERSEUS



COSTRUZIONE STRUMENTI OFTALMICI

PERSEUS

UN MICROSCOPIO
ENDOTELIAL
DE ULTIMA GENERACION/LA

ULTIMA GENERACION DE
MICROSCOPIO ESPECULAR


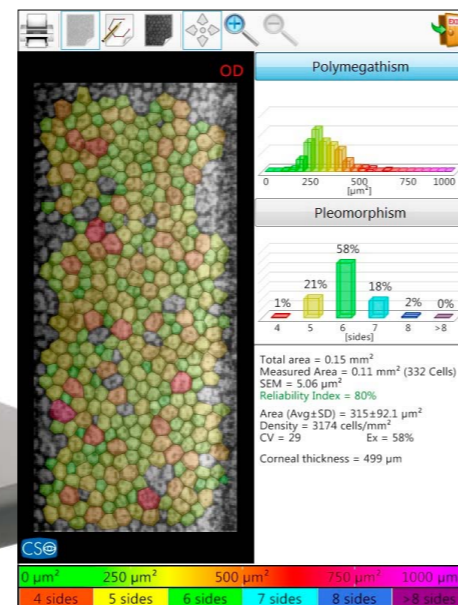
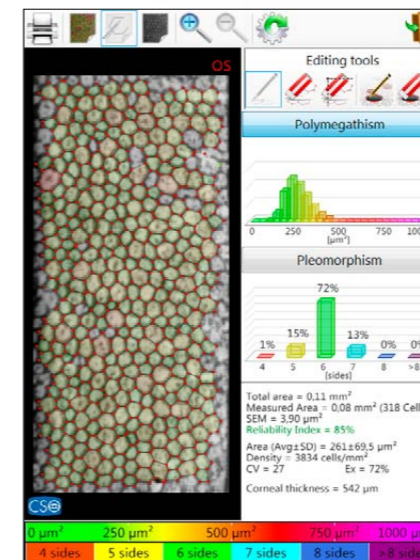
- Tecnología LED
- Alineamiento automatico
- Autofocus
- Pantalla touch-screen 10.4"
- Red conectable
- Funcionamiento basado en software Phoenix



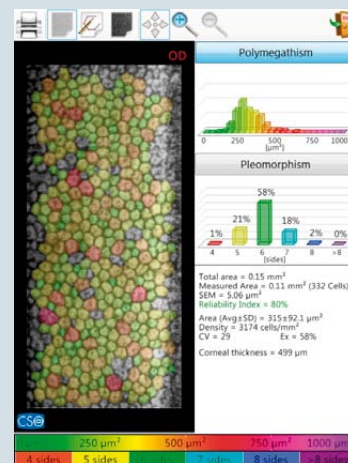
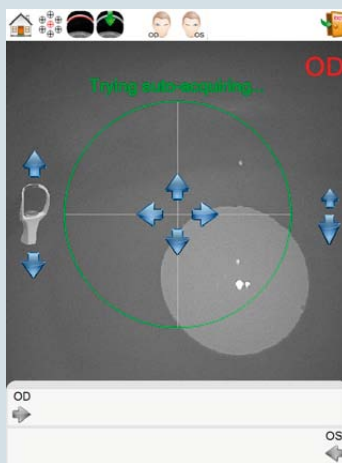
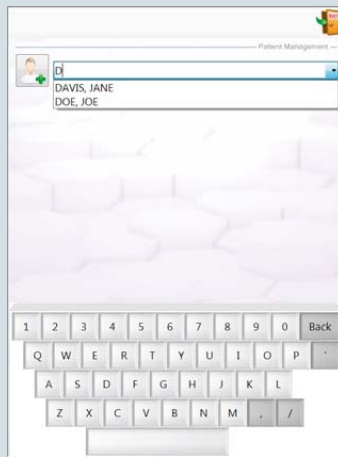
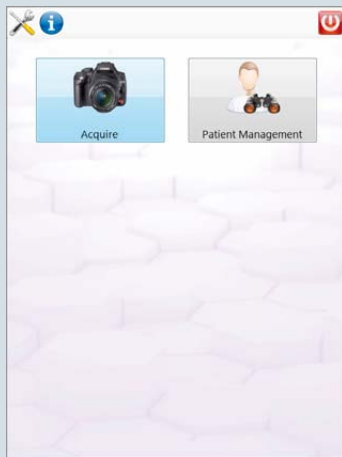
ESPECIFICACIONES TECNICAS

Metodo de Captura: No Contacto, automatico
 Campo Fotografico: 0.54 mm x 0.27 mm
 Presicion Medicion: $\pm 10 \mu\text{m}$
 Camara: CCD
 Luz adquisicion: LED
 Luz Foco: LED
 Pantalla LCD: 10.4"
 Interfaz de usuario: Pantalla Touch
 Enchufe externo: 2 USB
 Voltaje: 100V-120V ac $\pm 10\%$ / 230V-240V ac $\pm 10\%$ / 50 Hz, 60 Hz
 Fusibles: 5x20 mm / 100/120V P 2x 2.5AT / 230/240V P2x 1.25AT
 Max poder absorcion: 100 VA
 Peso: 15 Kg aprox.
 Dimensiones: 437 mm (H) x 250 mm (L) x 448 mm (P)

- Tecnología LED
- Alineamiento automatico
- Autofoco
- 10.4" pantalla touch
- Función de red
- Basado software Phoenix



PERSEUS



CSE

Costruzione Strumenti Oftalmici
Via degli Stagnacci 12/E
50018 Scandicci
Firenze, ITALY
Tel. ++39 055.722191
Fax. ++39 055.721557
www.csoitalia.it



n° 9120 - CS01
n° 9124 - CS02