

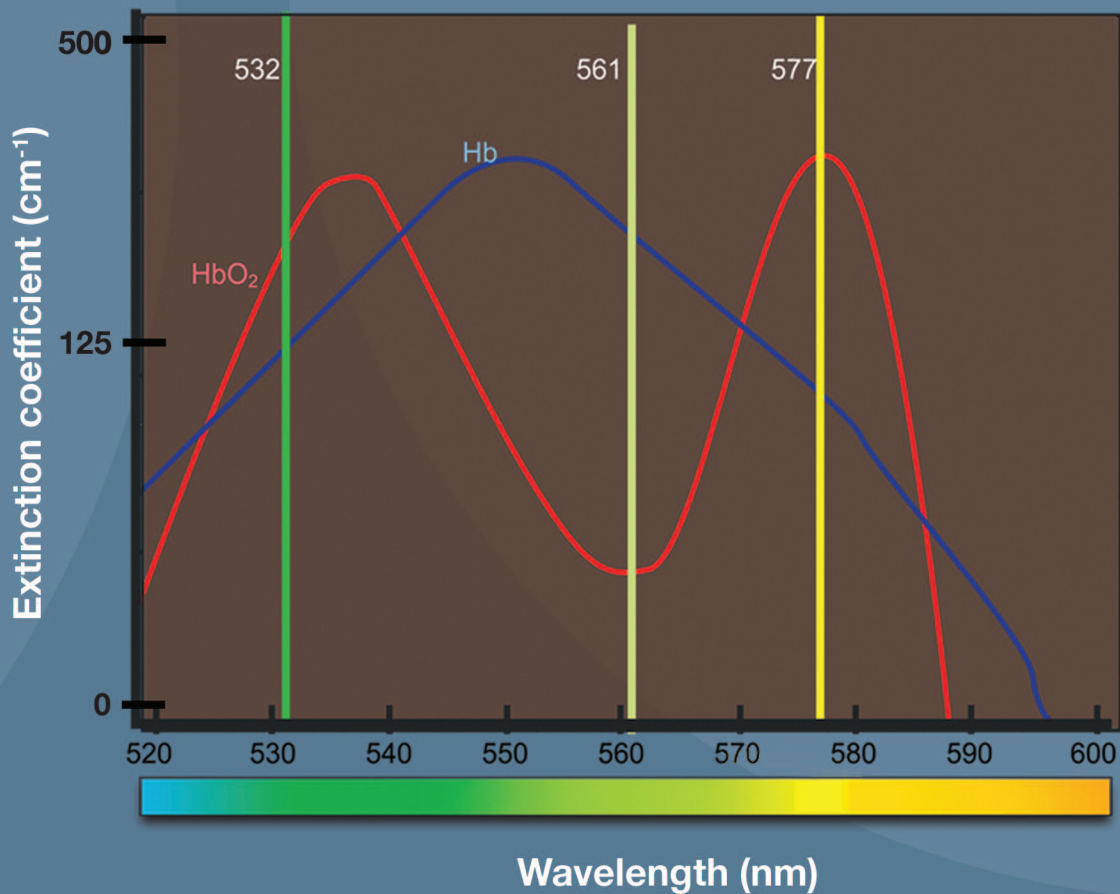


577 nm: The Preferred Wavelength

The confidence of precise performance

- Less light scattering for a confined beam and concise lesion which minimizes spot size and reduces thermal spread
- Peak absorption in hemoglobin creates more consistent laser lesions with lower power settings than 532 nm lasers
- No competing chromophores which allows treatment closer to the fovea

Extinction Coefficient vs. Laser Wavelength
(Adapted from Mainster, Bursell; Ophthalmology 1986;93:952-958)



The IRIDEX IQ 577™ laser system offers a high-power, true yellow wavelength with peak absorption in oxyhemoglobin.

IQ 577™ Laser System

Specifications

Laser Type:	Solid-state
Wavelength:	577 nm
Maximum Power:	2000 mW
Minimum Power:	50 mW
Minimum Power Adjustment:	10 mW
Pulse Settings	
Duration:	10–3000 ms (up to 60 s in Paint Mode)
Increments:	10 ms
Interval:	10–3000 ms
Increments:	10 ms
MicroPulse™	
Duration:	0.05–1.00 ms
Interval:	0.1–10 ms
Connector Type:	RFID
User Interface:	Graphic / Touchscreen
Dimensions:	7" H x 12" W x 13" D
Weight:	18 lbs
Power:	110-240 VAC, 50 - 60 Hz
Accessories:	Wireless, power-adjust footswitch; remote control



Specifications are subject to change without notice. IRIDEX and the IRIDEX logo are registered trademarks and IQ 577, MicroPulse and CW-Pulse are trademarks of IRIDEX Corporation. All other trademarks are the property of their respective owners.

Products are covered by one or more of the following U.S. patents: 5,085,492; 5,088,803; 5,372,595; 5,511,085; 5,982,789; 6,327,291; 6,540,391; and 6,733,940. Other U.S. and international patents pending.





IQ 577™ Laser System

True-Yellow Laser with MicroPulse™ Delivery



Solid State 577 nm Laser Technology

The advantages of innovation

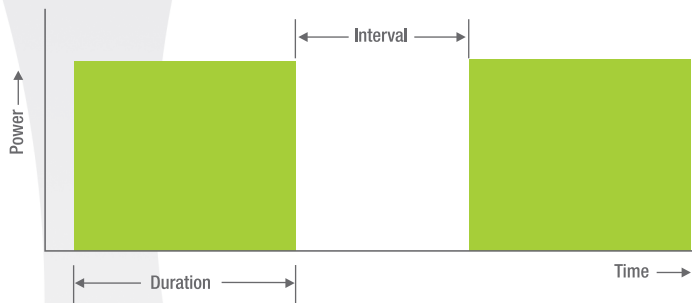
- Trueyellow, 577 nm wavelength with peak absorption in oxygenated hemoglobin
- First visible wavelength laser to incorporate MicroPulse™ technology
- Intelligent, intuitive, ergonomic design



Multiple Settings for Multiple Applications

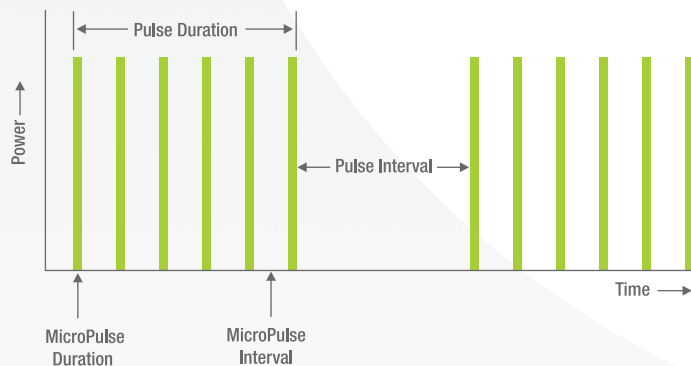
CW-Pulse™ (Continuous-Wave) Mode

CW lasers deliver a continuous stream of laser energy, even with the shortest pulse durations. This results in a significant thermal rise and consequent coagulation used clinically for many applications.



MicroPulse™ Mode

With MicroPulse, the steady CW emission is “chopped” into a train of short laser pulses, whose “width” (“ON” time) and “interval” (“OFF” time) are adjustable by the surgeon. A shorter MicroPulse “width” limits the time for the laser-induced heat to spread to adjacent tissues, thus providing fine control of energy delivered. A longer MicroPulse “interval” between pulses allows cooling to take place.



MicroPulse laser delivery settings

- MicroPulse laser delivery confines heat to target area
- Limits thermal rise in target tissue below the threshold of conventional photocoagulation
- Excellent clinical utility in both routine and more challenging cases



Ergonomic and intuitive

- Dual fiber-port to help improve fiber reliability
- Sliding door covers for fiber-port protection
- Fully functional remote control which allows operation on
- Wireless, power-adjust footswitch to reduce cables
- Voice confirmation of power settings when using wireless footswitch

Graphic user interface

- High-contrast color LCD display easily viewed from high angles
- Graphic touchscreen interface to simplify system operation
- Convenient 3-knob control offers dedicated interface to minimize steps in making adjustments
- Programmable memory presets to retrieve preferred settings for multiple physicians or treatment options

Remote control

- Compact design for easy placement on a slit lamp table or use in a sterile field
- Displays can be seen from 2 vantage points, allowing more convenient usage of space

Wireless power-adjust footswitch

- No cord, no clutter, no limitations
- Allows physician control over power settings
- Voice confirmation of power settings during operation

